

Master 2 "SIS"
Digital Geometry

TOPIC 3:
DISCRETE SURFACES AND OBJECT BOUNDARIES:
FROM A GRID POINT SET TO A POLYGON MESH

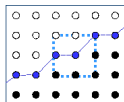
Yukiko Kenmochi



October 17, 2012

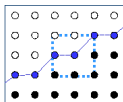
Approaches to define discrete surfaces

- **Simple surface point approach** (Morghenthaler, Rosenfeld, 1981; Couprie, Bertrand, 1998)

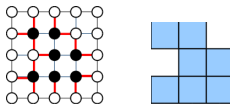


Approaches to define discrete surfaces

- **Simple surface point approach** (Morghenthaler, Rosenfeld, 1981; Couprie, Bertrand, 1998)

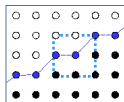


- **Adjacency graph approach** (Arzy, Frieder, Herman, 1981; Herman 1998)

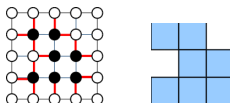


Approaches to define discrete surfaces

- **Simple surface point approach** (Morghenthaler, Rosenfeld, 1981; Couprie, Bertrand, 1998)

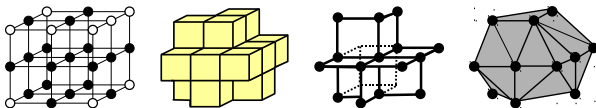


- **Adjacency graph approach** (Arzy, Frieder, Herman, 1981; Herman 1998)



- **Cell complex approach = Mesh**

- cubical complex (Kovalevsky, 1989; Khalimsky, 1990)
- simplicial complex (Larensen, Cline, 1987; Lachaud, 2000)



Simple point and discrete curve

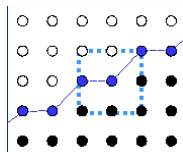
Definition (Simple point (Rosenfeld, 1973))

Given a $\mathbf{X} \subset \mathbb{Z}^n$, let us consider α -connectedness for \mathbf{X} and β -connectedness for $\overline{\mathbf{X}}$. Then, a point $\mathbf{p} \in \mathbf{X}$ is said to be **simple** if

- \mathbf{X} and $\mathbf{X} \setminus \{\mathbf{p}\}$ have the same number of α -connected components;
- $\overline{\mathbf{X}}$ and $\overline{\mathbf{X}} \setminus \{\mathbf{p}\}$ have the same number of β -connected components.

(α, β) must be a good pair: for example,

- $(4, 8), (8, 4)$ for $n = 2$,
- $(6, 18), (6, 26), (18, 6), (26, 6)$ for $n = 3$.



Simple point and discrete curve

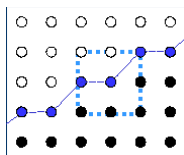
Definition (Simple point (Rosenfeld, 1973))

Given a $\mathbf{X} \subset \mathbb{Z}^n$, let us consider α -connectedness for \mathbf{X} and β -connectedness for $\overline{\mathbf{X}}$. Then, a point $\mathbf{p} \in \mathbf{X}$ is said to be **simple** if

- \mathbf{X} and $\mathbf{X} \setminus \{\mathbf{p}\}$ have the same number of α -connected components;
- $\overline{\mathbf{X}}$ and $\overline{\mathbf{X}} \setminus \{\mathbf{p}\}$ have the same number of β -connected components.

(α, β) must be a good pair: for example,

- $(4, 8), (8, 4)$ for $n = 2$,
- $(6, 18), (6, 26), (18, 6), (26, 6)$ for $n = 3$.



If every point \mathbf{p} of a simple closed m -curve C is **not simple**, then C is a Jordan curve (C separates \mathbb{Z}^2 into two regions).

Simple point and discrete curve

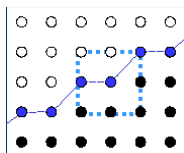
Definition (Simple point (Rosenfeld, 1973))

Given a $\mathbf{X} \subset \mathbb{Z}^n$, let us consider α -connectedness for \mathbf{X} and β -connectedness for $\overline{\mathbf{X}}$. Then, a point $\mathbf{p} \in \mathbf{X}$ is said to be **simple** if

- \mathbf{X} and $\mathbf{X} \setminus \{\mathbf{p}\}$ have the same number of α -connected components;
- $\overline{\mathbf{X}}$ and $\overline{\mathbf{X}} \setminus \{\mathbf{p}\}$ have the same number of β -connected components.

(α, β) must be a good pair: for example,

- $(4, 8), (8, 4)$ for $n = 2$,
- $(6, 18), (6, 26), (18, 6), (26, 6)$ for $n = 3$.



If every point \mathbf{p} of a simple closed m -curve C is **not simple**, then C is a Jordan curve (C separates \mathbb{Z}^2 into two regions).

Simple surface point = generalize Jordan curve theorem to 3D

Cell complex

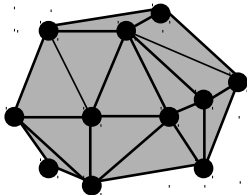
Definition (Cell complex)

A cell complex is a set C of cells such that

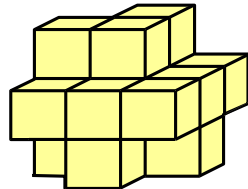
- the empty cell is included in C ,
- all the faces of every cell of C also belong to C ,
- the intersection of two cells is one of their common faces.

The r -cell is an r -dimensional convex polyhedron.

Simplicial complex



Cubical complex

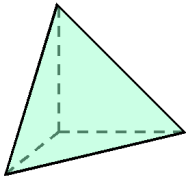


Face of complex

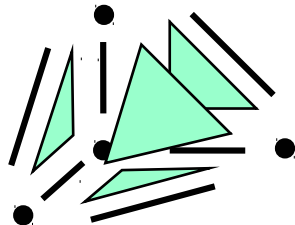
Definition (Face)

A face of an r -cell σ is an s -cell that is included in the boundary of σ with $s < r$.

3-cell

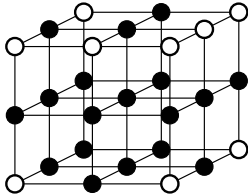


its faces

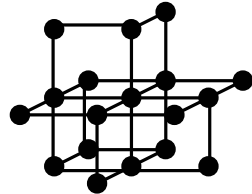


Digital image and complex representations

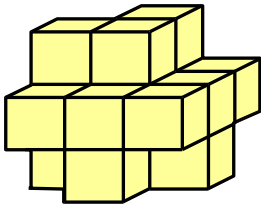
*Grid point set
(digital image)*



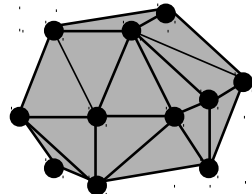
Adjacency graph



*Kovalevsky topology
(cubical complex)*

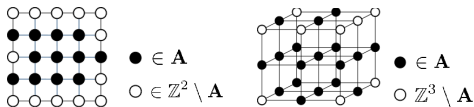


Simplicial complex

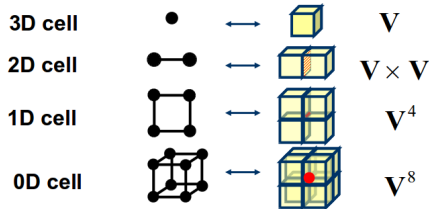


Kovalevsky topology

For a digital image,



we define cells as



Definition

Kovalevsky topology is defined by

$$C = (A, B)$$

such that A is a set of cells and $B \subset A \times A$ is a set of their orders.

Order of cells

cell order

If an r -cell σ is a face of s -cell τ , then

$$\sigma < \tau.$$

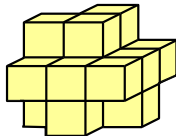
Note: $r < s$.

3D discrete object and boundary (Kovalevsky topology)

Definition (3D discrete object (3-complex))

Given an m -object $A \subset \mathbb{Z}^3$ for $m = 6, 18, 26$, we obtain the set K_3 of 3-cells whose centroid are the points of A . The 3D discrete object is then represented by the 3-complex given by

$$K = K_3 \cup \{\tau < \sigma : \sigma \in K_3\}.$$

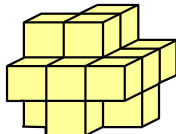


3D discrete object and boundary (Kovalevsky topology)

Definition (3D discrete object (3-complex))

Given an m -object $A \subset \mathbb{Z}^3$ for $m = 6, 18, 26$, we obtain the set K_3 of 3-cells whose centroid are the points of A . The 3D discrete object is then represented by the 3-complex given by

$$K = K_3 \cup \{\tau < \sigma : \sigma \in K_3\}.$$



Definition (Boundary (2-cell set))

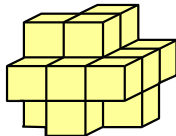
The boundary of a 3D discrete object in Kovalevsky topology is the set of 2-cells located between the interior border and the exterior border.

3D discrete object and boundary (Kovalevsky topology)

Definition (3D discrete object (3-complex))

Given an m -object $A \subset \mathbb{Z}^3$ for $m = 6, 18, 26$, we obtain the set K_3 of 3-cells whose centroid are the points of A . The 3D discrete object is then represented by the 3-complex given by

$$K = K_3 \cup \{\tau < \sigma : \sigma \in K_3\}.$$



Definition (Boundary (2-cell set))

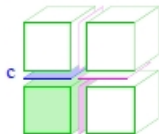
The boundary of a 3D discrete object in Kovalevsky topology is the set of 2-cells located between the interior border and the exterior border.

This definition gives the same boundary as the **inter-voxel boundary** by using the adjacency graph.

Adjacency of 2-cells

Definition (2-cell adjacency)

Given a complex C , two distinct 2-cells of C are **adjacent** if they have the common 1-face.

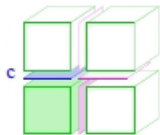


(Lachaud, Malgouyres, 2003)

Adjacency of 2-cells

Definition (2-cell adjacency)

Given a complex C , two distinct 2-cells of C are **adjacent** if they have the common 1-face.



(Lachaud, Malgouyres, 2003)

Property (Voss, 1993)

In the boundary of a 6-object, each 2-cell is **adjacent** to exactly **four neighboring 2-cells** such that two of them are its successors and the others are its predecessors.



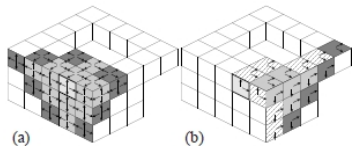
3D boundary following algorithm

Algorithm: 3D boundary following (Aztzy et al., 1981)

Input: 6-object, starting 2-cell s

Output: Set F of 2-cells that form the boundary

- Put s in a list F and in a queue Q , and also twice in a list L .
- **while** $Q \neq \emptyset$ **do**
 - Pull f from Q .
 - **for each** successor neighbor g of f **do**
 - **if** g is in L , pull g from L .
 - **otherwise** put g in F , in Q and in L .



(Lachaud, Malgouyres, 2003)

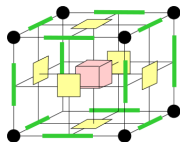
The similar idea to the algorithm for connected component labeling is used.



Data structure for Kovalevsky topology

Data structure

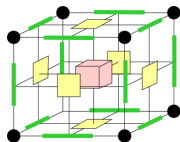
If the size of input 3D image is $N \times N \times N$ (3D array size), the number of elements of its Kovalevsky topology is $2N \times 2N \times 2N = 8N^3$.



Data structure for Kovalevsky topology

Data structure

If the size of input 3D image is $N \times N \times N$ (3D array size), the number of elements of its Kovalevsky topology is $2N \times 2N \times 2N = 8N^3$.



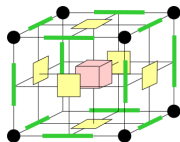
The dimension of each cell σ is determined by the 3D array index (i, j, k) :

- if all of the integers i, j, k are even numbers, then σ is a 3-cell;
- if one of the integers i, j, k is odd, then σ is a 2-cell;
- if one of the integers i, j, k is even, then σ is a 1-cell;
- if all of the integers i, j, k are odd numbers, then σ is a 0-cell.

Data structure for Kovalevsky topology

Data structure

If the size of input 3D image is $N \times N \times N$ (3D array size), the number of elements of its Kovalevsky topology is $2N \times 2N \times 2N = 8N^3$.



The dimension of each cell σ is determined by the 3D array index (i, j, k) :

- if all of the integers i, j, k are even numbers, then σ is a 3-cell;
- if one of the integers i, j, k is odd, then σ is a 2-cell;
- if one of the integers i, j, k is even, then σ is a 1-cell;
- if all of the integers i, j, k are odd numbers, then σ is a 0-cell.

The order between two cells is also defined depending on their 3D array indices.

Properties obtained in Kovalevsky topology

- Any m -object in the n -dimensional space is represented by an n -**complex** (the maximum dimension of its cells is n).

Properties obtained in Kovalevsky topology

- Any m -object in the n -dimensional space is represented by an n -**complex** (the maximum dimension of its cells is n).
- Any m -object in the n -dimensional space is represented by a **pure** n -complex (the object include no part of less than n dimension).

Properties obtained in Kovalevsky topology

- Any m -object in the n -dimensional space is represented by an **n -complex** (the maximum dimension of its cells is n).
- Any m -object in the n -dimensional space is represented by a **pure n -complex** (the object include no part of less than n dimension).
useful for thinning operation

Properties obtained in Kovalevsky topology

- Any m -object in the n -dimensional space is represented by an **n -complex** (the maximum dimension of its cells is n).
- Any m -object in the n -dimensional space is represented by a **pure n -complex** (the object include no part of less than n dimension).
useful for thinning operation
- The boundary is common to the interior and the exterior.

Properties obtained in Kovalevsky topology

- Any m -object in the n -dimensional space is represented by an **n -complex** (the maximum dimension of its cells is n).
- Any m -object in the n -dimensional space is represented by a **pure n -complex** (the object include no part of less than n dimension).
useful for thinning operation
- The boundary is common to the interior and the exterior.
the inter-voxel boundary

Properties obtained in Kovalevsky topology

- Any m -object in the n -dimensional space is represented by an **n -complex** (the maximum dimension of its cells is n).
- Any m -object in the n -dimensional space is represented by a **pure n -complex** (the object include no part of less than n dimension).
useful for thinning operation
- The boundary is common to the interior and the exterior.
the inter-voxel boundary
- The boundary of a 6-object is a **combinatorial 2-manifold**.

Properties obtained in Kovalevsky topology

- Any m -object in the n -dimensional space is represented by an **n -complex** (the maximum dimension of its cells is n).
- Any m -object in the n -dimensional space is represented by a **pure n -complex** (the object include no part of less than n dimension).
useful for thinning operation
- The boundary is common to the interior and the exterior.
the inter-voxel boundary
- The boundary of a 6-object is a **combinatorial 2-manifold**.
useful for geometric measurement

Combinatorial manifold

Definition (2-dimensional combinatorial manifold)

A pure 2-complex C is said to be **2-dimensional combinatorial manifold**, if

- every 1-cell of C is adjacent to exactly two 2-cells, and
- for every 0-cell v , the 2-cells each of which has v as its 0-face can be organized in a circular permutation $(f_0, f_1, \dots, f_{k-1})$, $k > 1$, called the **umbrella** of v , such that for all i , f_i is adjacent to f_{i+1} (indices taken modulo k).



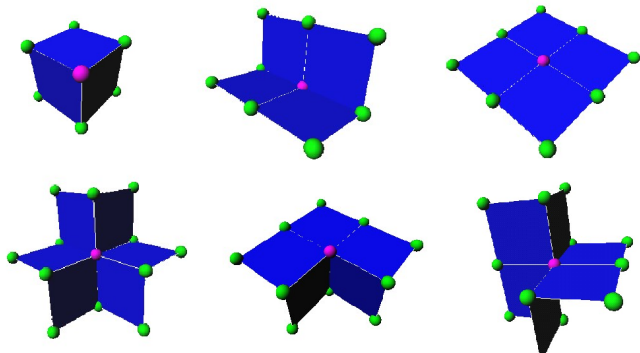
topologically equivalent to a disk

Local configurations of “cubical” 2-manifold

Property

Let us consider a cubical 2-complex C that is 2-manifold. Then, every 0-cell in C has one of the following local configurations.

(Françon, 1995)



Topological properties of discrete surfaces

We expect that **discrete surfaces** as discrete object boundaries have **correct topology**; for example, they are

- **Jordan surfaces**,
- **combinatorial manifolds**.

Topological properties of discrete surfaces

We expect that **discrete surfaces** as discrete object boundaries have **correct topology**; for example, they are

- **Jordan surfaces**,
- **combinatorial manifolds**.

Question

Is there a discrete surface notion that allows to has the combinatorial manifold property for any connectedness?

Isosurface

If we accept the **inter-voxel boundary**, why not isosurface?

Isosurface

If we accept the **inter-voxel boundary**, why not isosurface?

Definition (Isosurface)

For a scalar function $f : \mathbb{R}^3 \leftarrow \mathbb{R}$, we call **the isosurface of value s** the implicit surface defined by $f(x, y, z) = s$.

Isosurface

If we accept the **inter-voxel boundary**, why not isosurface?

Definition (Isosurface)

For a scalar function $f : \mathbb{R}^3 \leftarrow \mathbb{R}$, we call **the isosurface of value s** the implicit surface defined by $f(x, y, z) = s$.

Marching cubes algorithm constructs the isosurface of value s with an **approximation of the function f** from the binary function

$$f(\mathbf{x}) = \begin{cases} 1 & \text{if } \mathbf{x} \in \mathbf{A}, \\ 0 & \text{otherwise,} \end{cases}$$

or the gray-value function.

Marching cubes : construction of isosurface

Algorithm : *Marching cubes* (Lorensen, Cline, 1987)

Input: 3D image I

Output: Isosurface T

- **for each** unit cube in I , obtain triangles by referring to the *table of configurations* and put them in T .

Marching cubes : construction of isosurface

Algorithm : *Marching cubes* (Lorensen, Cline, 1987)

Input: 3D image I

Output: Isosurface T

- **for each** unit cube in I , obtain triangles by referring to the *table of configurations* and put them in T .

Example :

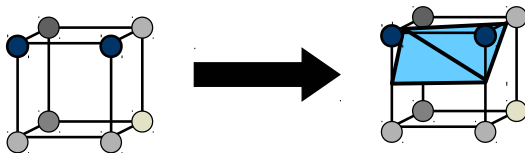


























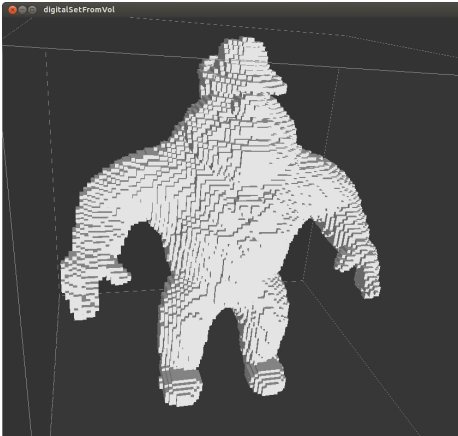


Table of configurations of *Marching cubes*

# of ●	isosurfaces				# of ●	isosurfaces		
0					5			
1					6			
2					7			
3					8			
4					 an isosurface  a unit cube  a lattice point whose value is more than the isovalue v			
								

Results of *Marching cubes*

Voxel data: Al (Capone?)
($50 \times 50 \times 50$ size)



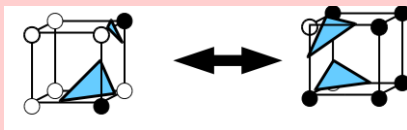
Isosurface



Problems of *Marching cubes*

We observe the following disadvantages:

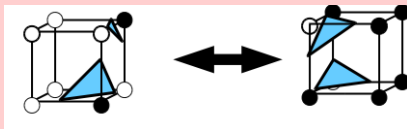
- the original method (Lorensen, Cline, 1987) does not maintain topological guarantee (neither Jordan surface nor combinatorial manifold);



Problems of *Marching cubes*

We observe the following disadvantages:

- the original method (Lorensen, Cline, 1987) does not maintain topological guarantee (neither Jordan surface nor combinatorial manifold);

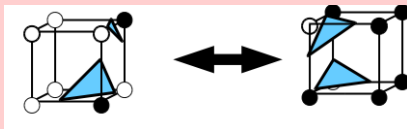


- the complexity is linear to the image size, $O(N^3)$, while that of 3D boundary following based on cubical complex is linear to the number of border points, $O(N^2)$.

Problems of *Marching cubes*

We observe the following disadvantages:

- the original method (Lorensen, Cline, 1987) does not maintain topological guarantee (neither Jordan surface nor combinatorial manifold);



- the complexity is linear to the image size, $O(N^3)$, while that of 3D boundary following based on cubical complex is linear to the number of border points, $O(N^2)$.

Both of them can be solved!

Continuous analog Jordan $\kappa\lambda$ -boundary

The triangulated surface generated by the following table **guarantees the topology**.
(Lachaud, Montanvert, 2000)

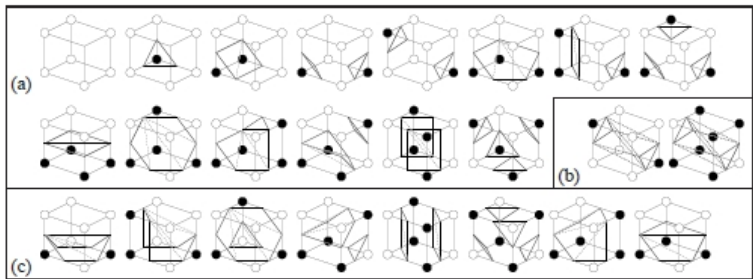


Figure 12.2. Tables de configurations pour extraire une isosurface en fonction des connexités (κ, λ) choisies pour les 1-voxels et les 0-voxels. (a) configurations pour $(\kappa, \lambda) \in \{(6, 18), (6, 26)\}$, (b) Cas particulier pour $(26, 6)$ (son complémentaire est le cas particulier pour $(6, 26)$). (c) Si $(\kappa, \lambda) \in \{(18, 6), (26, 6)\}$, ces configurations sont triangulées ainsi.

(Lachaud, Malgouyres, 2003)

Continuous analog Jordan $\kappa\lambda$ -boundary

The triangulated surface generated by the following table **guarantees the topology**. (Lachaud, Montanvert, 2000)

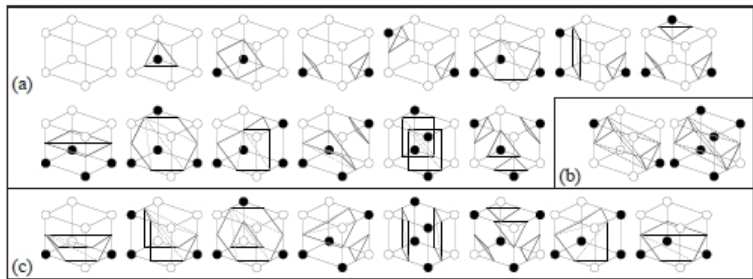


Figure 12.2. Tables de configurations pour extraire une isosurface en fonction des connexités (κ, λ) choisies pour les 1-voxels et les 0-voxels. (a) configurations pour $(\kappa, \lambda) \in \{(6, 18), (6, 26)\}$, (b) Cas particulier pour $(26, 6)$ (son complémentaire est le cas particulier pour $(6, 26)$). (c) Si $(\kappa, \lambda) \in \{(18, 6), (26, 6)\}$, ces configurations sont triangulées ainsi.

(Lachaud, Malgouyres, 2003)


This still has a linear complexity $O(N^3)$ to the image size.   

Duality between cubical complex boundary and $\kappa\lambda$ -Jordan isosurface

Between **cubical complex boundary** B and $\kappa\lambda$ -**Jordan isosurface** S , there are the following correspondences:

- **2-cells of B** vs **0-cells of S** ,
- **1-cells of B** vs **1-cells of S** ,
- **0-cells of B** vs **2-cells of S** ,

which lead the **duality** between B and S .



(Lachaud, Valette, 2003)

Improvement of $\kappa\lambda$ -Jordan isosurface

Complexity

Thanks to the duality, we can obtain the topological correct triangulated isosurface with a similar complexity to that of the 3D boundary following algorithm, $O(N^2)$, instead of $O(N^3)$.

Improvement of $\kappa\lambda$ -Jordan isosurface

Complexity

Thanks to the duality, we can obtain the topological correct triangulated isosurface with a similar complexity to that of the 3D boundary following algorithm, $O(N^2)$, instead of $O(N^3)$.

Once you have a topologically correct mesh, then you can

- improve your mesh,
- compute geometrical and topological properties,
- visualize your object,
- deform your object, etc.




Figure 12.4. *Dualité surface discrète et isosurface : (a) bord discret d'une boule discrétisée, (b) graphe d'adjacence entre bords de cette surface discrète, (c) triangulation de ce graphe, (d) déplacement des bords/sommets avec l'équation de positionnement du MC.*

(Lachaud, Valette, 2003)

References

- Reinhard Klette and Azriel Rosenfeld.
"Digital geometry: geometric methods for digital picture analysis",
San Diego: Morgan Kaufmann, 2004.
- Jacques-Olivier Lachaud et Rémy Malgouyres.
"Topologie, courbes et surfaces discrètes", Chapitre 3 dans
"Géométrie discrète et images numériques", Hermès Lavoisier,
2007.
- Jacques-Olivier Lachaud et Sébastien Valette.
"Approximation par triangulation", Chapitre 12 dans "Géométrie
discrète et images numériques", Hermès Lavoisier, 2007.